



This project has received funding from the European Union's Horizon 2020 research and innovation programme under grant agreement No 649972.

EURECA: Lessons Learned from Evaluating over 350 Public Sector Data Centres

Dr Rabih Bashroush

14th EURECA Workshop, London , 8th February, 2018

<https://www.dceureca.eu>

€2,200B

EU Public Sector
Spending (19% of
GDP)

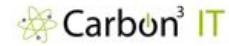


Aim

Assist the public sector with the uptake of innovative energy efficient and environmentally sound data centre products and services.



maki Consulting GmbH
Life cycle expert services



Ireland

UK

Netherlands

Germany



The background of the slide is a blurred photograph of a modern interior. On the right side, a staircase with light-colored wooden treads and a dark metal railing is visible. Large windows with dark frames are also present, showing a bright, overcast sky. The overall atmosphere is clean and contemporary.

Impact



>45 GWh

Per year of
electricity savings
were identified.

**Supported Pilots
in 3 countries,
and other
engagements in
4 more.**

Impacting over
350 data centres.



**Organised 14
events across
Europe.**



500+

professionals
trained.



Helped shape various European policy initiatives and standards.



Energy Efficiency Directive

EN50600-99-2

Green Public Procurement Criteria

The background of the slide is a blurred photograph of a modern interior. On the right side, a staircase with a dark railing is visible, leading upwards. Large windows with dark frames are also present, allowing natural light into the space. The overall aesthetic is clean and contemporary.

Lessons Learned

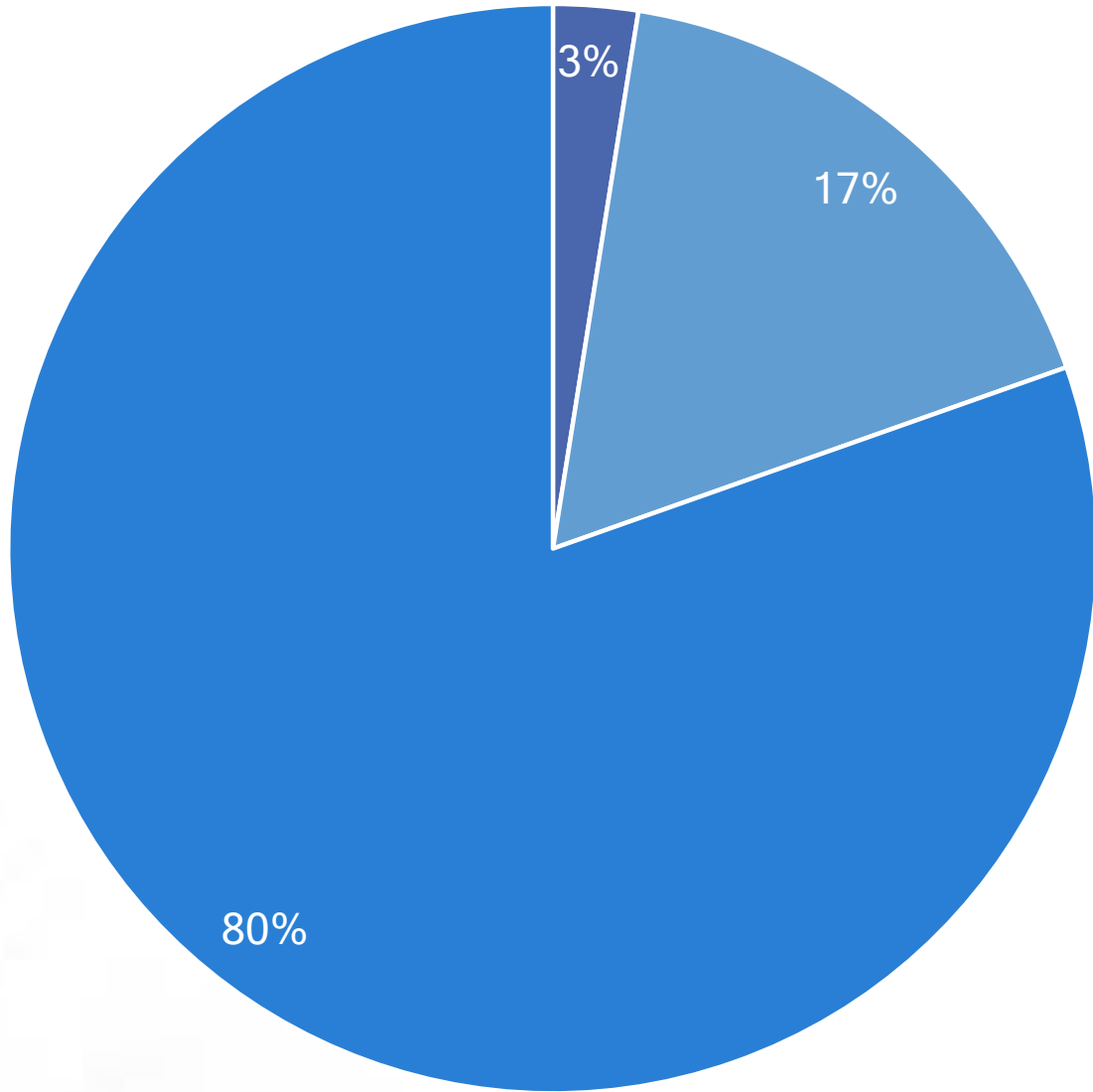


Challenges

- Maintenance Costs
- Maintaining availability
- Rightsizing new builds
- Procurement
- Insufficient Priority
- Technical landscape

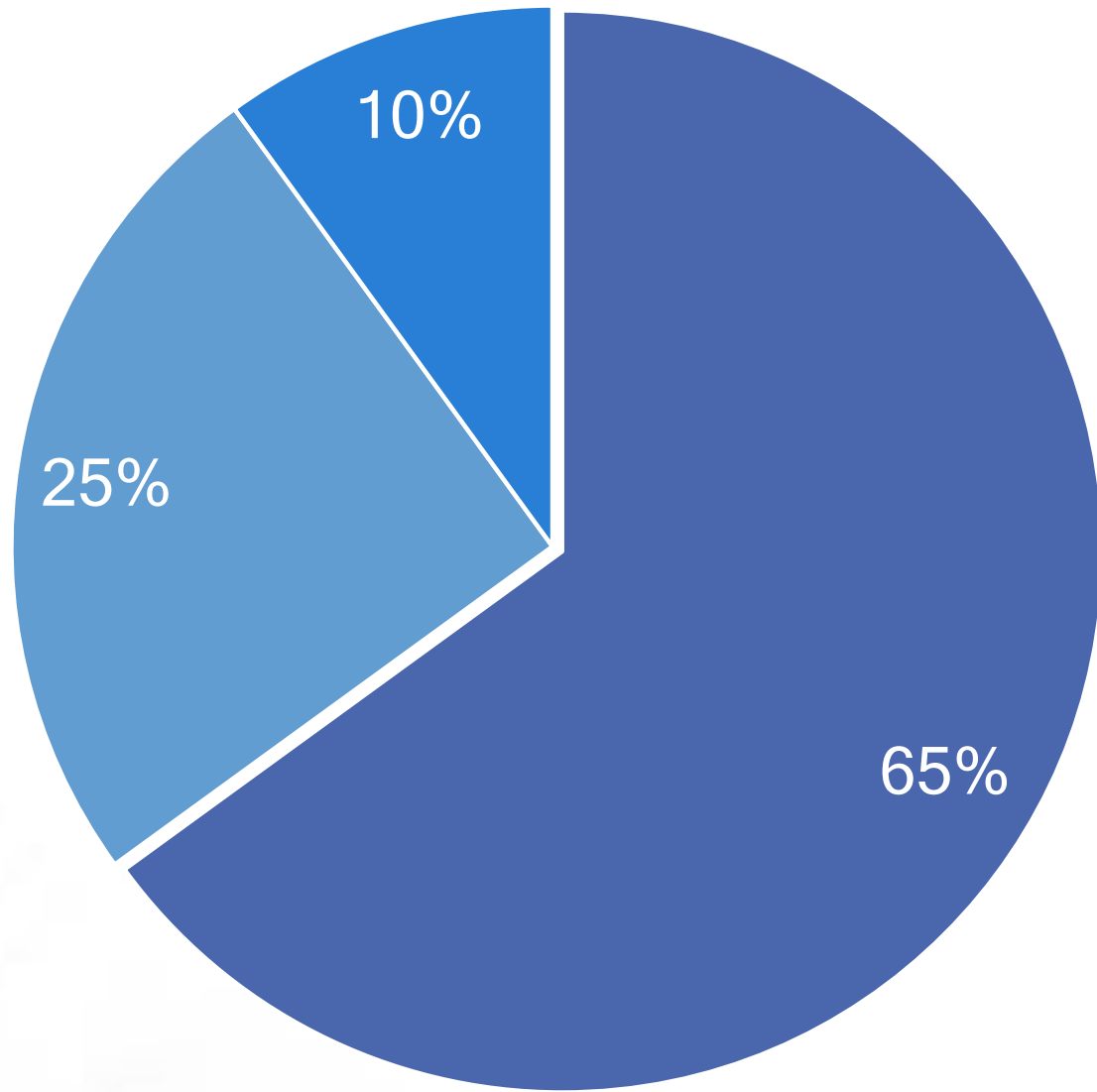


**Power Usage
Effectiveness (PUE)**



■ > 125 ■ 25 to 125 ■ up to 25

**Data centre size
(in racks)**



■ Servers ■ Storage ■ Networking

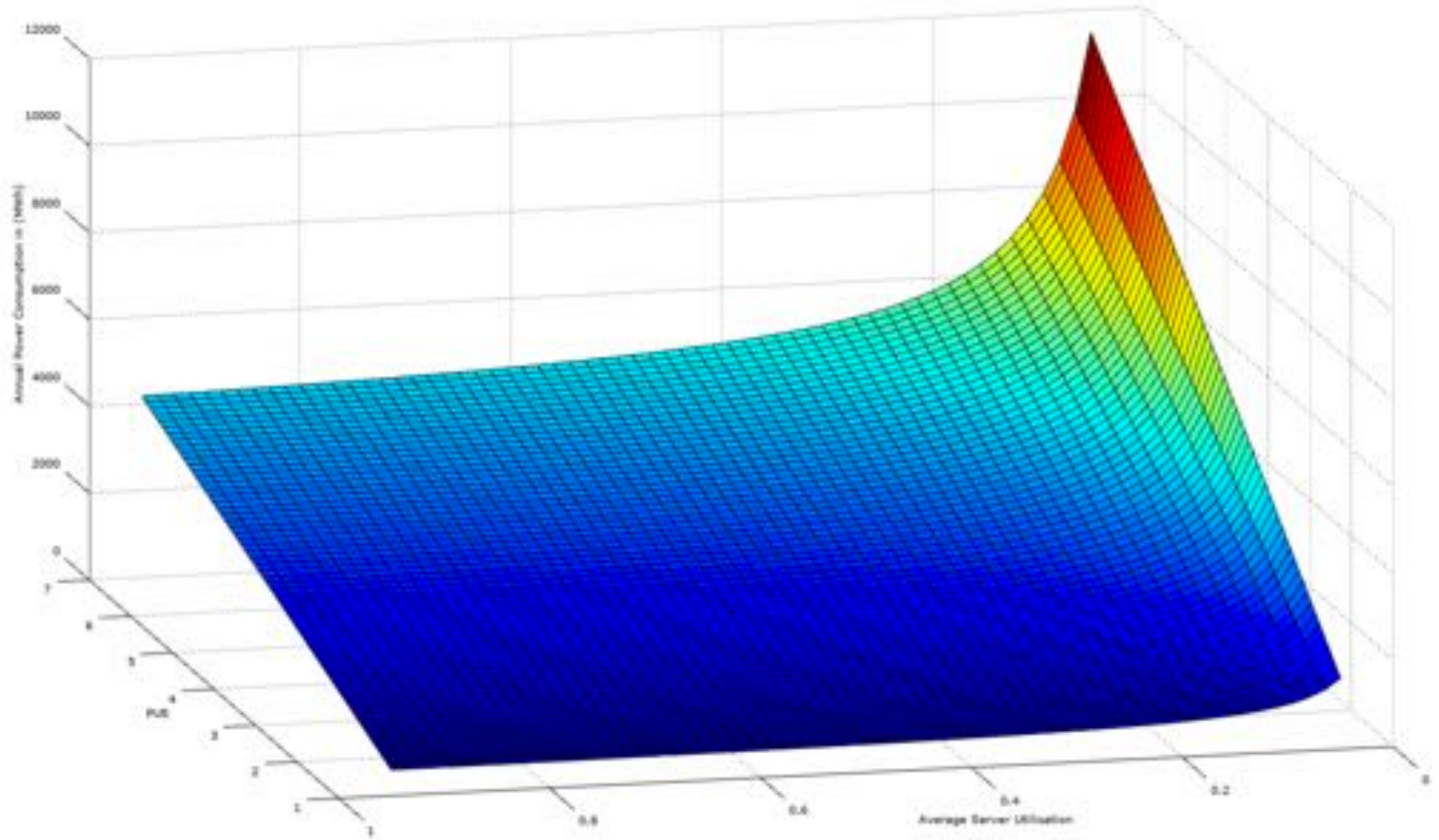
**Energy Consumption
breakdown by IT
Equipment type**



€14,000



Server Utilisation

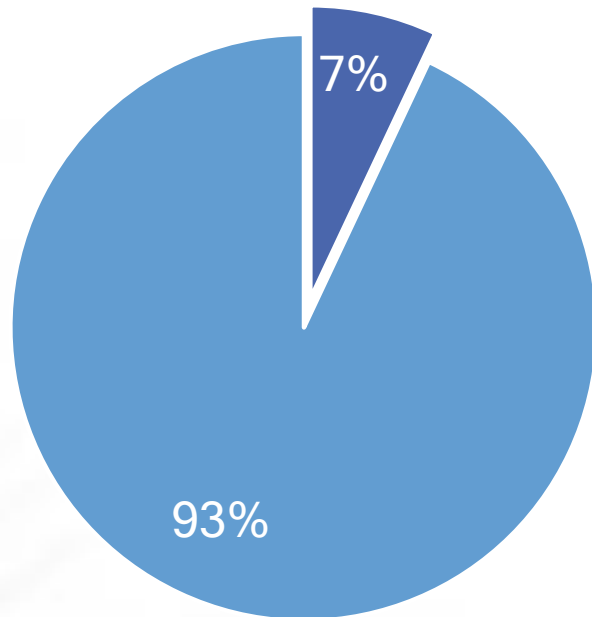


Points affecting server utilisation

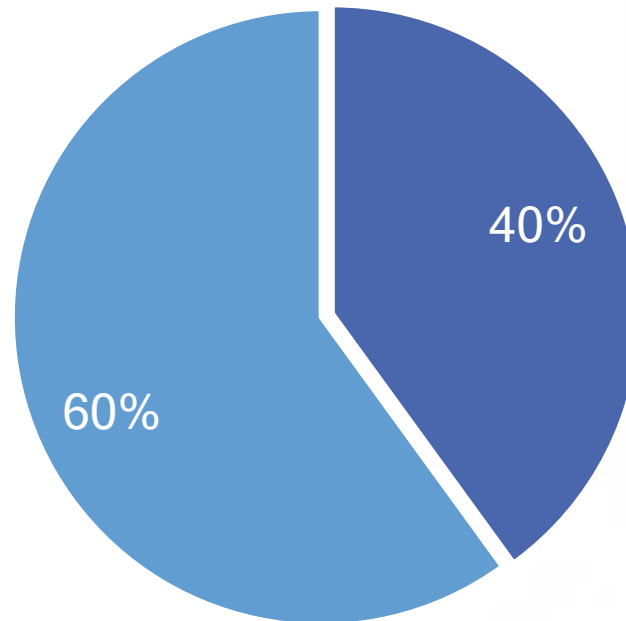
- Active – Active / clustering deployments
- Peak utilisation vs performance degradation
- Ensuring there is enough capacity in the system to cater for workload peaks
- Having the right server configuration for the workload

Server Distribution

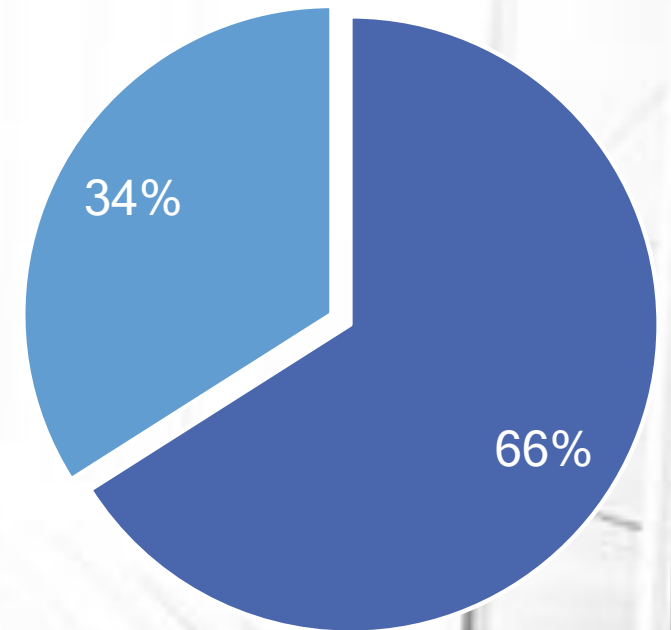
Compute Capacity



Age



Energy Consumption



■ > 5 years old

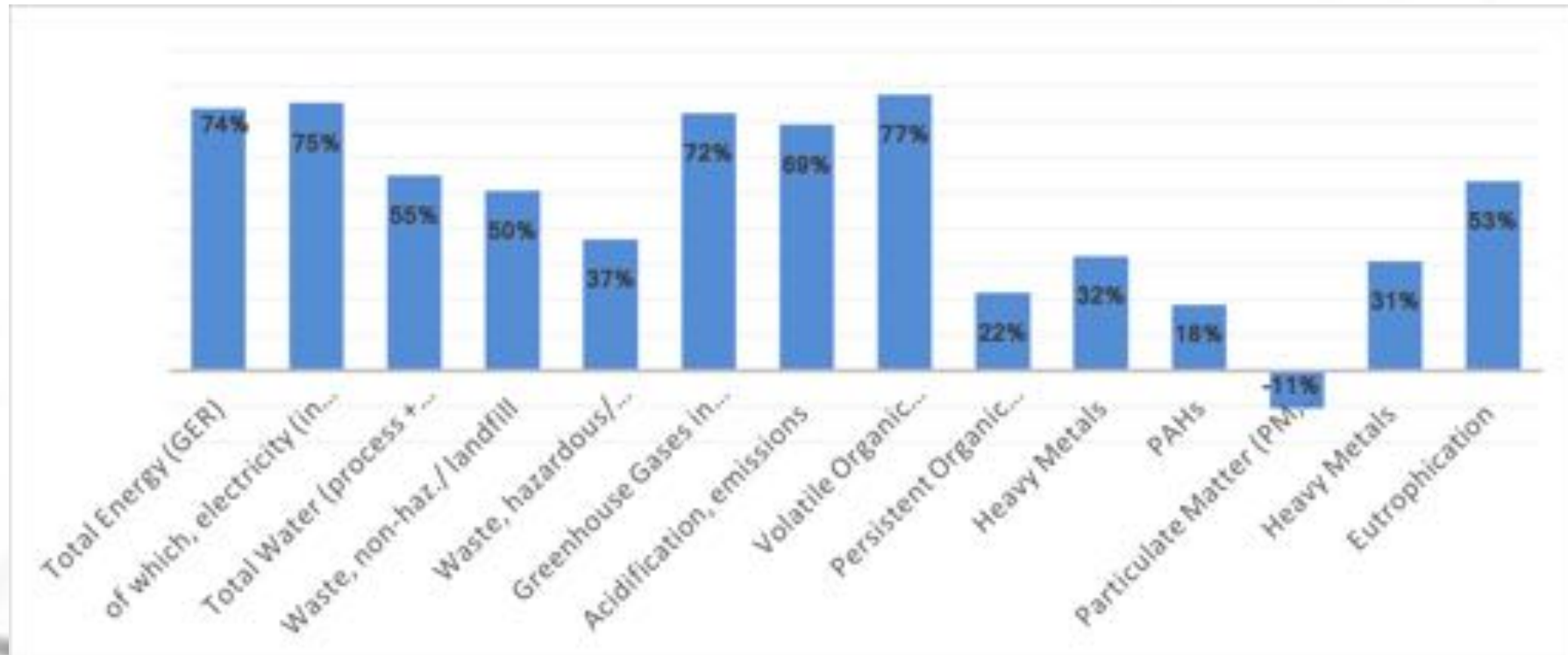
	Scenario	PUE	β	Annual Use Phase Energy in KWh (for running workload ω)					
				Hardware 1	Hardware 2	Hardware 3	Hardware 4	Hardware 5	Hardware 6
				(7.5Y old)	(6Y old)	(4.5Y old)	(3Y old)	(1.5Y old)	(Current)*
On-Premise (non-virtualised)	Worst	3	5%	51,372,685	15,414,061	12,840,312	6,257,229	2,453,698	2,093,779
	Average	2	10%	17,708,754	5,533,001	4,617,433	2,356,780	952,302	820,422
	Best	1.5	25%	5,838,699	2,015,383	1,688,826	950,967	406,652	356,373
Colocation (non-virtualised)	Worst	2.5	5%	42,810,571	12,845,052	10,700,260	5,214,358	2,044,749	1,744,816
	Average	1.8	10%	15,937,879	4,979,702	4,155,690	2,121,102	857,072	738,380
	Best	1.3	25%	5,060,206	1,746,666	1,463,650	824,172	352,433	308,857
On-Premise (virtualised)	Worst	3	6%	43,102,834	13,042,542	10,868,925	5,349,876	2,111,950	1,806,064
	Average	2	30%	6,682,286	2,370,976	1,988,917	1,146,976	496,637	436,802
	Best	1.5	60%	2,944,252	1,185,352	998,841	633,394	287,041	255,673
Private Cloud	Worst	2.5	7%	30,996,498	9,457,166	7,883,993	3,918,139	1,556,537	1,333,795
	Average	1.8	30%	6,014,058	2,133,878	1,790,026	1,032,279	446,974	393,122
	Best	1.3	60%	2,551,685	1,027,305	865,662	548,941	248,769	221,583
Public Cloud	Worst	2	7%	24,797,198	7,565,733	6,307,194	3,134,511	1,245,229	1,067,036
	Average	1.5	40%	3,977,983	1,481,792	1,245,265	746,813	329,759	291,637
	Best	1.1	70%	1,942,527	807,147	680,852	440,725	201,546	179,958

* As of 2016



Points affecting hardware refresh

- Budget availability and accounting practices
- Misconception about environmental impact



The major impact areas

- Facility
 - Right-sizing DC capacity
 - Right-sizing availability/redundancy
- IT
 - Optimise hardware refresh
 - Increase utilisation

Training Certificates

- 1) Register/login: <https://www.dceureca.eu>
 - 2) Scan code below and request certificate
- PS: Ensure you've signed the attendance sheet



https://www.dceureca.eu/?page_id=3055

